

438 | *EVOLUTION*



intrepid
— POWERBOATS —

ONE OF A KIND. ONE AT A TIME.



WHEREVER YOUR BOATING DREAMS MAY LEAD, *your*
custom Intrepid will take you there, in unrivaled comfort and style.

- *THE 438 EVOLUTION* -

READY FOR YOUR PERSONAL
VISION OF PERFECTION

Like you, each Intrepid is unique. A bespoke vessel, custom-designed, hand-crafted and specially equipped to realize your vision of the ultimate powerboat. One that's perfect when you say it is. Like the one awaiting you aboard our innovative new sport yacht, the 438 Evolution.

43 ingenious feet of proof that **WE'RE GOOD LISTENERS.**

Intrepid pioneered the sport yacht, a whole new category of outboard powerboat that combines racing class performance with yacht class accommodations. Customer input has been helping us make refinements ever since.

A dynamic, sleek vessel for short day trips? Heard again. The world-class, live-aboard amenities of a luxury yacht so you island hop for a week at a time? Consider it done. You told us what you wanted. And we delivered with the 438 Evolution, one very versatile, powerful and luxurious fulfillment of all your wishes.



► *Intrepid innovation takes the outboard sport yacht forward once again with the incomparable 438 Evolution.*



STATE-OF-THE-ART HELM *with seating that invites everyone to gather round.*

Step aboard and take the helm of powerful luxury cruiser unlike any other boat on the water. Adjustable twin helm seating features flip-up racing bolsters in front of an all-new console with cupholders, glove box, and room for even the largest flat-screen electronics. Portside bridge deck lounge seating creates a gathering space that lets everyone join in the conversation.

The industry's most advanced technology and fabrication techniques combine with our signature stepped hull to deliver the incomparably smooth, dry ride and sure-footed handling that inspire confidence in any captain and put Intrepid in a class by itself. Your choice of triple-engine power packages will have you running efficiently with 550 gallons of fuel you'll go farther faster.



► Optional integrated aft grill with sink, storage and refrigerator.



► Rear folding bench seat and optional above-deck bait wells with windows.

A VERSATILE ACTIVITY CENTER *for fun with family and friends.*

Elevated for improved visibility, the spacious bridge deck features luxurious L-shaped lounge seating with additional storage underneath. The spacious cabin, expansive aft cockpit, and bow with roomy sunpad offer plenty of places for family and friends to relax and enjoy the scene. An optional electric sunshade covers a large cockpit where aft-facing seating and an optional grill stand with a sink and refrigerator facilitate al fresco cooking and dining.

Whether diving wrecks in the Great Lakes or snorkeling reefs in the islands, the 438 Evolution makes it easy to go overboard through the swing-in, hullside dive door with step ladder and grab rails that let swimmers climb back aboard with ease. Fishermen will marvel at the customizable array of storage lockers, tackle boxes, rod holders and fish boxes, plus a folding rear bench seat. flanked by above-deck baitwells with windows.







A surprisingly spacious cabin with **ALL THE COMFORTS OF HOME.**

Step below and you'll discover the world-class accommodations of a cabin thoughtfully designed and equipped for long-distance travel and luxurious overnight stays. Illuminated by large hullside windows and vented skylights, a surprising amount of headroom adds to the expansive ambiance. Updated styling includes your choice of hardwood flooring and premium Italian hardware and cabinetry.

A master state room with queen berth nightstand, cabinets and hanging locker enjoys natural light through two hullside windows during the day. An enhanced settee with wraparound seating and electric hi-lo table sets the stage for large gatherings, then converts to a second queen berth with the touch of button.



► Roomy head compartment with separate shower stall.

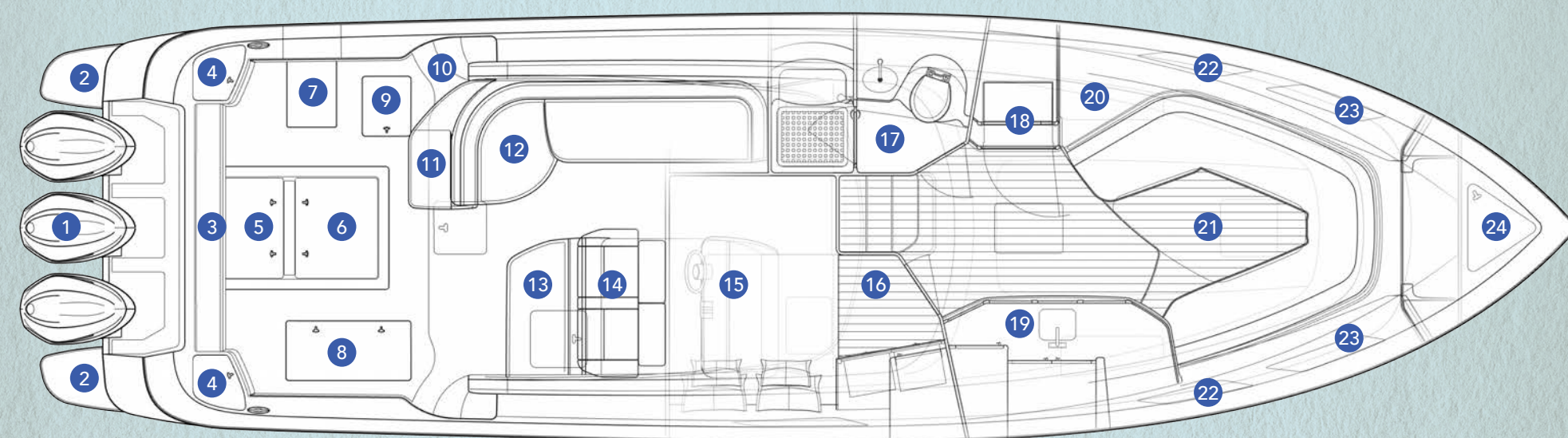


► Luxurious state room with end table, cabinet and hanging locker.



► A new hideaway flat-screen TV elevates movie nights at the touch of a button.

THE 438 EVOLUTION. *The very model of modern Intrepid innovation.*



1. Triple engine configurations maximize aft cockpit space, as opposed to the space lost with traditional inboard applications.
2. Standard dual dive platforms with a single boarding ladder. This fulfills the "means of solo re-boarding" which is a recommendation of the American Boat and Yacht Council; a safety essential other builders forego.
3. The optional integrated folding rear seat is comfortable and convenient. It easily folds away and disappears when it's time to fight some fish in the aft cockpit.
4. Port and Starboard aft above deck storage or optional rigged baitwells with windows makes fishing this aft cockpit more convenient and roomy by not stealing valuable cockpit space.
5. Mechanical access hatches to all transom rigging, pumps, etc.
6. Large access to the generator for easy maintenance.
7. Hull side dive door, an Intrepid trademark, with our latest lift up/rotate design that doesn't take up valuable cockpit space while in the open position. And, it also allows for easy dockside boarding.
8. Access to foam insulated fish box/storage.
9. Mechanical access hatches to rigging, pumps, etc.
10. Integrated steps for easy bow access.
11. Optional integrated electric grill with sink and storage cabinet.
12. Large, portside L-shaped lounge seating elevated for improved visibility from the bridge deck area with additional storage underneath.
13. Aft facing seat with storage drawers in the side or optional refrigerator or icemaker.
14. The Ocean Elite helm seat with flip up racing bolsters and footrests.


15. The all new console makes space for even the largest of electronics and comes with all the conveniences of cup holders, glovebox
16. Master stateroom with queen-sized berth, which comes with a hanging locker, night stand, and two drawers.
17. Head with separate shower includes a built-in seat, natural light and ventilation. Plenty of storage for towels and toiletries.
18. Port side cabinet which houses the AC Panel and controls, microwave, and (2) drawer refrigeration which can be configured as (2) refrigerators or (1) refrigerator and (1) freezer drawer.
19. This galley has all you need with solid-surface countertops, microwave, sink, and optional single-burner stove top. Stainless steel lined, self-closing Blum drawers give you plenty of room for the proper utensils to complete your cooking experience along with a slide out garbage can.
20. Electrically actuated hideaway Smart Television.
21. This large forward settee area not only has enough room for you and your guests to gather around the table for dinner, but it also converts to an additional berth forward with a Hi-Lo table and filler cushion.
22. We take advantage of dead space overhead by building in integrated overhead storage both port and starboard sides of the forward cabin.
23. Large hull side windows let natural light in and allow you not to miss a thing when down below. Whether you are underway or at anchor you can always enjoy the view and when you want privacy simply, pull down the built-in dual privacy shades.
24. To preserve the clean lines of the foredeck, we designed the optional windlass under an easily accessible hatch with plenty of storage below for your rode and chain.

PHENOMENAL COMES STANDARD. *Ordinary is the only option that remains unavailable.*

STANDARD FUEL: 550 Gallons / BEAM: 12' 8" / LENGTH: 43' 0" / WATER: 100 Gallons



► Triple engine power for top speeds.



► Cabin galley features state-of-the-art stainless steel appliances



► Aft facing seat behind the helm expands an already large cockpit and provides extra storage.

STANDARD EQUIPMENT

- AC/DC Distribution Panel with Digital Meters
- Air Conditioning – Cabin
- Anchor Locker – Self Draining with Hidden Cleat
- Arch – Custom Fiberglass
- Batteries AGM
- Bedspreads and Pillow Shams
- Bilge Pumps Automatic (3)
- Bilges Painted Urethane Hi Gloss White
- Bow Eye
- Bow Plate with Anchor Chute Stainless Steel
- Bow Rail Aluminum
- Bow Thruster
- Cabinetry Wood Veneered
- Carbon Monoxide Detectors
- Cleats – Deck and Springline
- Cockpit Coaming Bolsters
- Cockpit Hatches Guttered with Self Bailing Cockpit
- Compass
- Counter Tops Solid Surface
- Deck Skylight Recessed Forward
- Dive Door Swing In with Fold Out Ladder
- Dockside Fresh Water Inlet
- Electric Head Fresh Water with Holding Tank, Macerator and Overboard Pumpout
- EPIRB
- Fire Extinguishers
- Fire Suppression System for Generator
- Fishbox with Macerator
- Fresh Water System
- Fuel Tank – Aluminum 550 Gallon
- Galley with Sink and Microwave
- Gel Coat Intrepid Hi-Flex White/White
- Generator 11kw Diesel with Separate 25 Gallon Fuel Tank
- Glendenning 50 Amp Cable Master with 75' Shore Cable
- Hardware Solid Stainless Steel
- Head Compartment with Separate Shower
- Helm Seat – Ocean Elite on FRP Box with Aft Facing Seat
- High Water Alarm – Cabin
- Hull Side Windows with Blinds
- Lights Cabin – LED
- Lights Cockpit – LED Multi Color
- Lights Navigation
- Master Stateroom
- Motor Bracket Integrated
- Non-Skid Deck and Gunwales
- Outlet 1 USB 12-Volt in Console
- Premium Drawer Slides with Soft Close Feature
- PVC Foam Core, Vacuum-bagged, Non-Woven Multi-directional and Uni-directional Fibers, Infused
- Raw Water Washdown
- Rear Bench Seat Folding
- Refrigerator / Freezer
- Resin Hybrid Vinyl Ester
- Rub Rail Heavy Duty
- Shore Power 230v/60hz/50amp Power with ELCI Protection
- Steering Wheel – Stainless Steel with Power Knob
- Storage Compartments Port and Starboard Transom Above Deck
- Stringer Grid System Composite Fiberglass
- Swim Ladder Fold Under
- Swim Platforms Port and Starboard
- Table Cabin V-Berth High/Low Electrically Actuated
- Television High/Low Electrically Actuated in Cabin
- Thru-Hull Fittings – Bronze Below Waterline
- Thru-Hull Fittings – Stainless Steel Above Waterline
- Thru-hull Seacocks below Waterline
- Trim Tabs with Digital Indicators & Auto Retract
- Water Heater
- Windlass with 300' Line, 20' Chain and Stainless Steel Claw Anchor
- Windshield (Glass) with Wipers and Washers
- Wiring Marine Grade Copper Tinned
- Zinc Anodes

OPTIONAL EQUIPMENT

- 1/2 Tower w/Fiberglass Top in Lieu of Arch
- Air Conditioner - Cockpit
- Baitwell Cockpit Sole with Macerator and Light
- Baitwell Port and/or Strb Transom Above Deck w/ Light (With or Without Window)
- Baitwell Upgrade - Hooker Sea Chest Pressurized System w/Variable Speed Pumps
- Ball Valves Electric
- Battery(s) AGM Additional
- CE Certification
- Cushions Forward Deck
- Dive Tank Rack(s)
- Down Rigger/Electric Reel Plug Pre-Wire
- Engine Decals Custom
- Engine Flushing System - Fresh Water
- Joystick Piloting
- Fender Clips Custom Intrepid
- Flooring Cabin Sole Configurations
- Fresh Water Washdown in Windlass Compartment
- Grill and Sink Integrated Aft Cockpit
- Gyro Stabilizer (Reduces Fuel Capacity to 390 Gallons)
- Helm Seat w/Custom Configurations in Lieu of Standard
- High Water Alarm Aft Bilge
- Ice Maker Cockpit
- Light(s) Spreader - LED
- Light(s) Underwater Multi-Color
- Outriggers, Outrigger Poles and Rigging
- Paint Accent Stripe
- Paint Boot Stripe
- Paint Hardtop Accent Stripe
- Paint Hullsides (Metallic Color)
- Paint Hullsides (Solid Color)
- Paint Underside Hardtop
- Painted Engines
- Powder Coat Aluminum
- Refrigerator Cockpit
- Rod Holders in Gunwales
- Rod Holders on Aft of Fiberglass Top
- Rod Holders Tulip on Transom
- Rod Storage Port Sette
- Rubrail with Stainless Steel Insert
- Solar Panel to Recharge Battery with Photo Cell for Running Lights
- Stove Top Electric Single Burner
- Sunshade System / Electric Aft
- Table Cockpit Removable
- Tender Tow Package - Includes High Water Alarm w/ Strobe and Engine Covers
- Thruster Stern
- Transducer(s) - Install Customer Supplied
- Upholstery Upgrade Diamond Pattern
- Windlass Stern with S/S Claw Anchor
- Transom Shower Hot and Cold

INTREPID CUSTOMER SERVICE. *As legendary as the boats themselves.*

Once you receive your new custom Intrepid, your relationship with us doesn't end -- far from it! As a member of Intrepid Nation, you become family, and we will always be here to support you and your boat. We love hearing your stories, getting your feedback, and maximizing your Intrepid experience.

Whether it's the day you first step aboard or 20 years and 20,000 nautical miles later, we go above and beyond to take care of you and your boat with the world-class customer care our owners have come to expect from Intrepid.



“ We take every Intrepid we build personal. It's not just a boat, it's a reflection of who we are as craftspeople. ”

Ken Clinton



To start building your custom Intrepid, contact us today.
954.922.7544 | intrepidpowerboats.com

*Specifications are subject to change without notice. Please note: Intrepid reserves the right to make changes at any time, without notice, in design, materials, colors, equipment, prices and to discontinue models. Photographs shown are for illustration purposes only and may show items that are optional equipment, special décor or custom ordered.

